

June 28, 2022

RealSuite

Enabling Microsoft Edge IE Mode for RealSuite 6 Users

Audience

IT Support

Overview

To ensure that RealSuite works properly on Microsoft (MS) Edge, you must enable Internet Explorer (IE) compatibility patch in MS Edge browser, using these instructions that have been provided by the Development Team.

This document contains the details and steps to enable IE compatibility on MS Edge browser.

Solutions

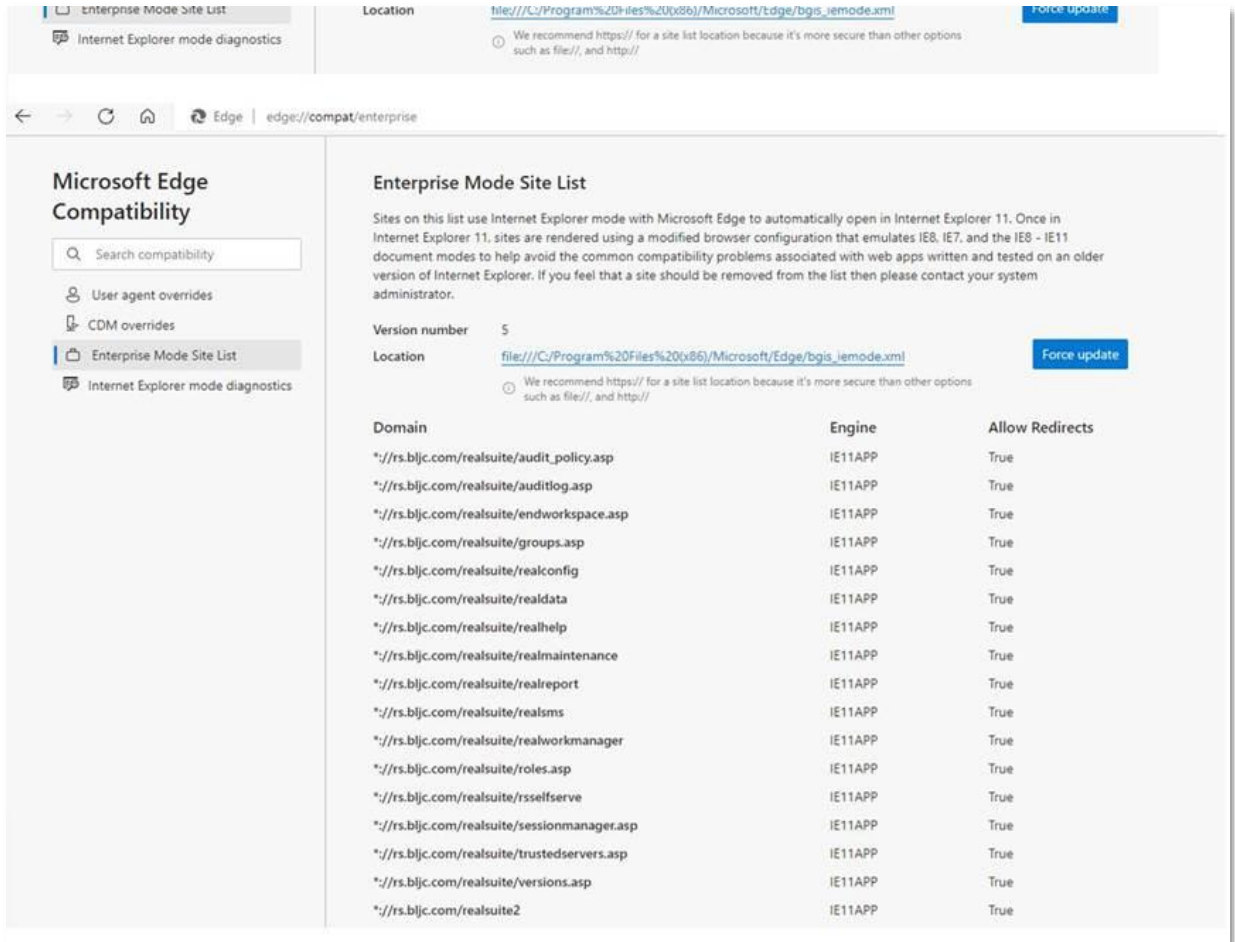
There are two options for enabling MS Edge IE11 compatibility mode via compatibility mode. The preferred way is Option 1 Company-wide enterprise policy done via users IT.

Option 1: Company-wide enterprise policy

Implement this option using Enterprise group policy to configure IE11 compatible pages for their organization's computers.

Information on setting group policy configuration can be available at <https://docs.microsoft.com/en-us/deployedge/edge-ie-mode-policies>. The steps on that page should be completed by IT Support at the end users company.

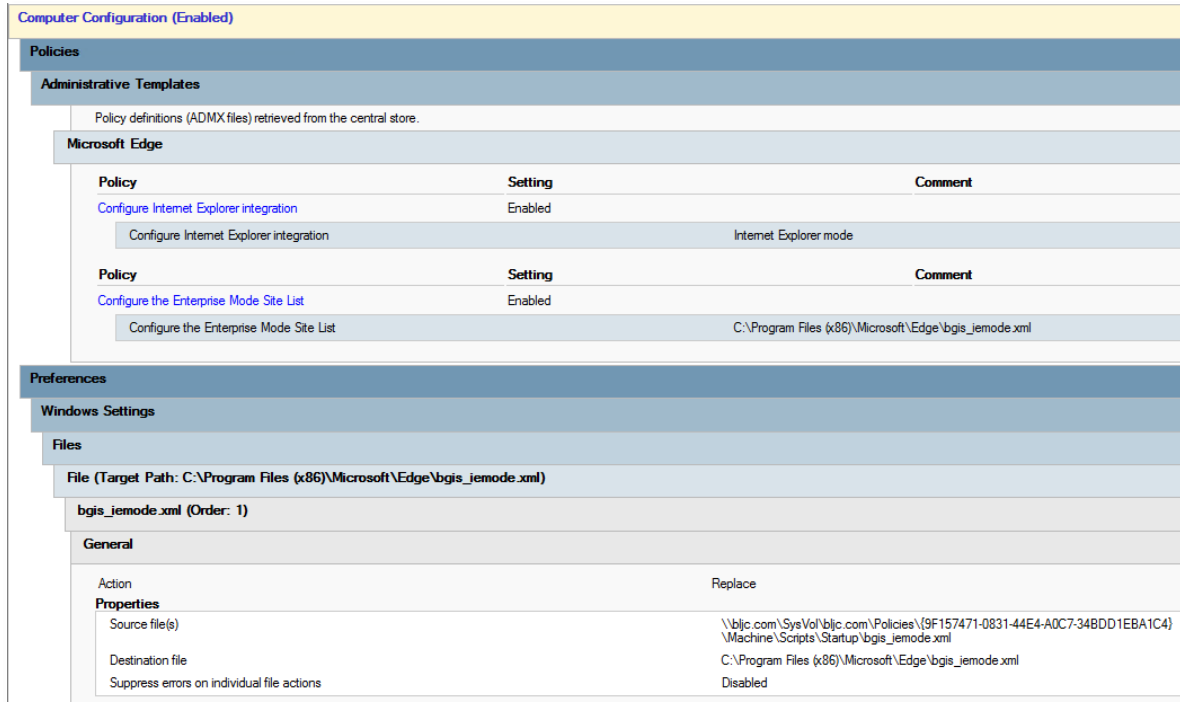
A sample of typical configuration settings in BGIS' group policy for RealSuite legacy web application is provided below for reference.



Technical details from BGIS Infrastructure

BGIS uses a feature in Microsoft Edge called *IE Mode* to provide compatibility for pages that are known to only work properly in IE11. When an end user goes to any of the URLs listed in the attached XML file with Microsoft Edge, the page will open in IE11 automatically.

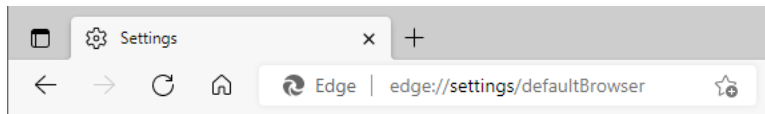
To enable this feature, BGIS uses Group Policy to enable the *IE Mode* setting and to push out the XML file. See the sample of this XML configuration file in Appendix # 2.



Option 2: Enable compatibility for individual user's machine

Manually configure MS Edge Setting by adding two RealSuite Legacy URLs in IE11 compatible page.

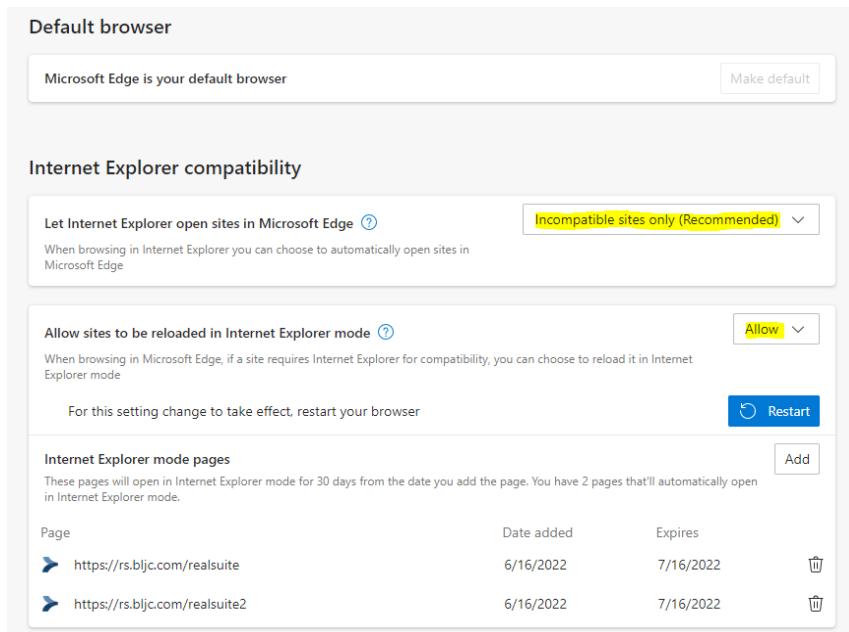
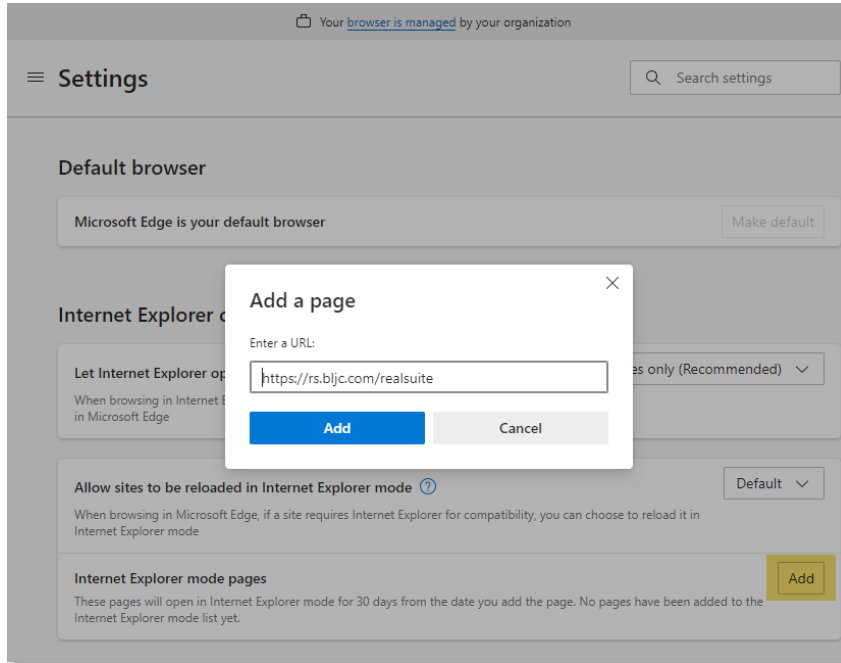
- a) Enter `edge://settings/defaultBrowser` in the MS Edge browser to launch the Default browser page.



- b) Add each of the following to **Internet Explorer mode pages**.

<https://rs.bljc.com/realsuite>

<https://rs.bljc.com/realsuite2>



- c) Set *Let Internet Explorer open site in Microsoft Edge* to “Incompatible site only (Recommended)”
- d) Set *Allow site to be reloaded in Internet Explorer mode* to “Allow”
- e) Restart MS Edge

For further questions regarding this document please reach out to the BGIS OneCall at 1-855-559-2447.

Appendix

This change is effective immediately.

1) [List of applications impacted on Microsoft Edge for RS6 end user.](#)

2) XML content below:

```
<site-list version="5">
  <created-by>
    <tool>EMIESiteListManager</tool>
    <version>12.0.0.0</version>
    <date-created>01/21/2021 15:45:24</date-created>
  </created-by>

  <!--REALSUITE-->

  <site url="rs.bljc.com/real suite/groups.asp">
    <compat-mode>Default</compat-mode>
    <open-in app="true" allow-redirect="true">IE11</open-in>
  </site>

  <site url="rs.bljc.com/real suite/roles.asp">
    <compat-mode>Default</compat-mode>
    <open-in app="true" allow-redirect="true">IE11</open-in>
  </site>

  <site url="rs.bljc.com/real suite/audit_policy.asp">
    <compat-mode>Default</compat-mode>
    <open-in app="true" allow-redirect="true">IE11</open-in>
  </site>

  <site url="rs.bljc.com/real suite/AuditLog.asp">
    <compat-mode>Default</compat-mode>
    <open-in app="true" allow-redirect="true">IE11</open-in>
  </site>

  <site url="rs.bljc.com/real suite/SessionManager.asp">
    <compat-mode>Default</compat-mode>
    <open-in app="true" allow-redirect="true">IE11</open-in>
  </site>

  <site url="rs.bljc.com/real suite/TrustedServers.asp">
    <compat-mode>Default</compat-mode>
    <open-in app="true" allow-redirect="true">IE11</open-in>
  </site>

  <site url="rs.bljc.com/real suite/versions.asp">
    <compat-mode>Default</compat-mode>
    <open-in app="true" allow-redirect="true">IE11</open-in>
  </site>
```

```
<site url="rs.bljc.com/realsuite/EndWorkSpace.asp">  
  <compat-mode>Default</compat-mode>  
  <open-in app="true" allow-redirect="true">IE11</open-in>  
</site>
```

```
<site url="rs.bljc.com/realsuite/RealMaintenance">  
  <compat-mode>Default</compat-mode>  
  <open-in app="true" allow-redirect="true">IE11</open-in>  
</site>
```

```
<site url="rs.bljc.com/realsuite/realconfig">  
  <compat-mode>Default</compat-mode>  
  <open-in app="true" allow-redirect="true">IE11</open-in>  
</site>
```

```
<site url="rs.bljc.com/realsuite/realdata">  
  <compat-mode>Default</compat-mode>  
  <open-in app="true" allow-redirect="true">IE11</open-in>  
</site>
```

```
<site url="rs.bljc.com/realsuite/realsms">  
  <compat-mode>Default</compat-mode>  
  <open-in app="true" allow-redirect="true">IE11</open-in>  
</site>
```

```
<site url="rs.bljc.com/realsuite/realhelp">  
  <compat-mode>Default</compat-mode>  
  <open-in app="true" allow-redirect="true">IE11</open-in>  
</site>
```

```
<site url="rs.bljc.com/realsuite/RSSelfServe">  
  <compat-mode>Default</compat-mode>  
  <open-in app="true" allow-redirect="true">IE11</open-in>  
</site>
```

```
<site url="rs.bljc.com/realsuite/RealWorkManager">  
  <compat-mode>Default</compat-mode>  
  <open-in app="true" allow-redirect="true">IE11</open-in>  
</site>
```

```
<site url="rs.bljc.com/realsuite/realreport">  
  <compat-mode>Default</compat-mode>  
  <open-in app="true" allow-redirect="true">IE11</open-in>  
</site>
```

```
<site url="rs.bljc.com/realsuite2">  
  <compat-mode>Default</compat-mode>  
  <open-in app="true" allow-redirect="true">IE11</open-in>  
</site>
```

```
</site-list>
```